



附錄及附件

Appendices and Annexes

附錄 Appendices


- I 全年食水用水量及人均用水量
Annual Fresh Water Consumption and Per Capita Consumption
- II 全港人口及獲食水供應人口
Population in Hong Kong and Population Served with Fresh Water
- III 全年海水用水量及獲海水供應人口
Annual Sea Water Consumption and Population Served with Sea Water
- IV 客戶查詢及申請服務個案統計數字
Statistics on Customer Enquiry and Requests for Services
- V 客戶投訴個案統計數字
Statistics on Customer Complaints
- VI 二零零九／一零年度各項繳費辦法的統計數字
Statistics on Mode of Payment 2009/10
- VII 水費
Water Charges

附件 Annexes

- I 水務署刊物目錄
List of WSD Publications available to the Public
- II 客戶諮詢中心
Customer Enquiry Centres
- III 食水水質
Drinking Water Quality
- IV 經營帳目*
Operating Accounts*

* 二零零九／一零年度之數據乃臨時性，並未經水務帳目委員會審批。是年度水務監督經營帳目的最終版本經水務帳目委員會審批後會被上載至本署網站。

* The figures for 2009/10 are provisional only and are subject to endorsement by the Waterworks Accounts Committee. The finalised Water Authority Operating Accounts for the year ended 31.3.2010 will be posted on WSD's website upon endorsement by the Waterworks Accounts Committee.





附錄一

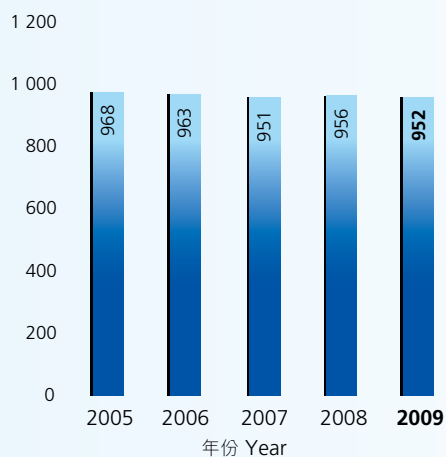
Appendix I

全年食水用水量及人均用水量*

Annual Fresh Water Consumption and Per Capita Consumption*

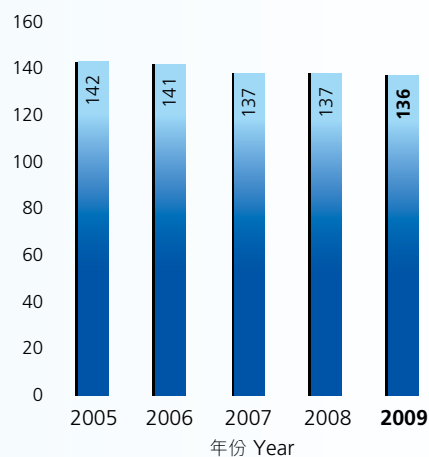
食水總用水量 Total Fresh Water Consumption

百萬立方米 million cubic metres



人均用水量 Per Capita Consumption

立方米／每年 cubic metres per year



附錄二

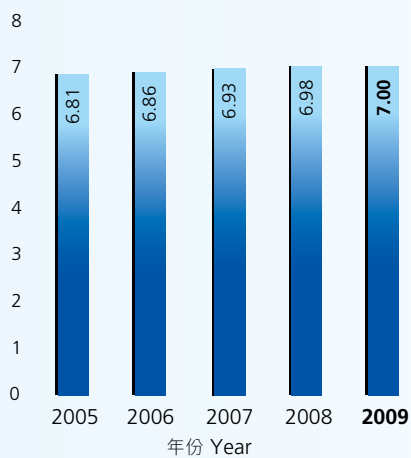
Appendix II

全港人口及獲食水供應人口*

Population in Hong Kong and Population Served with Fresh Water*

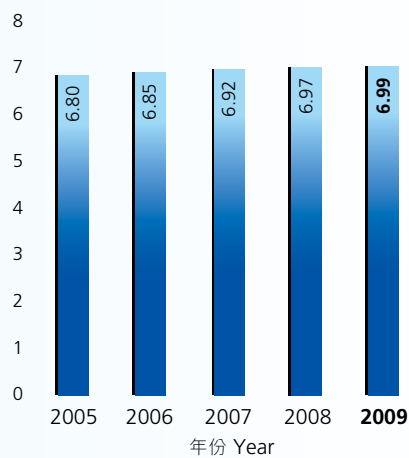
全港人口 Population in Hong Kong

百萬 million



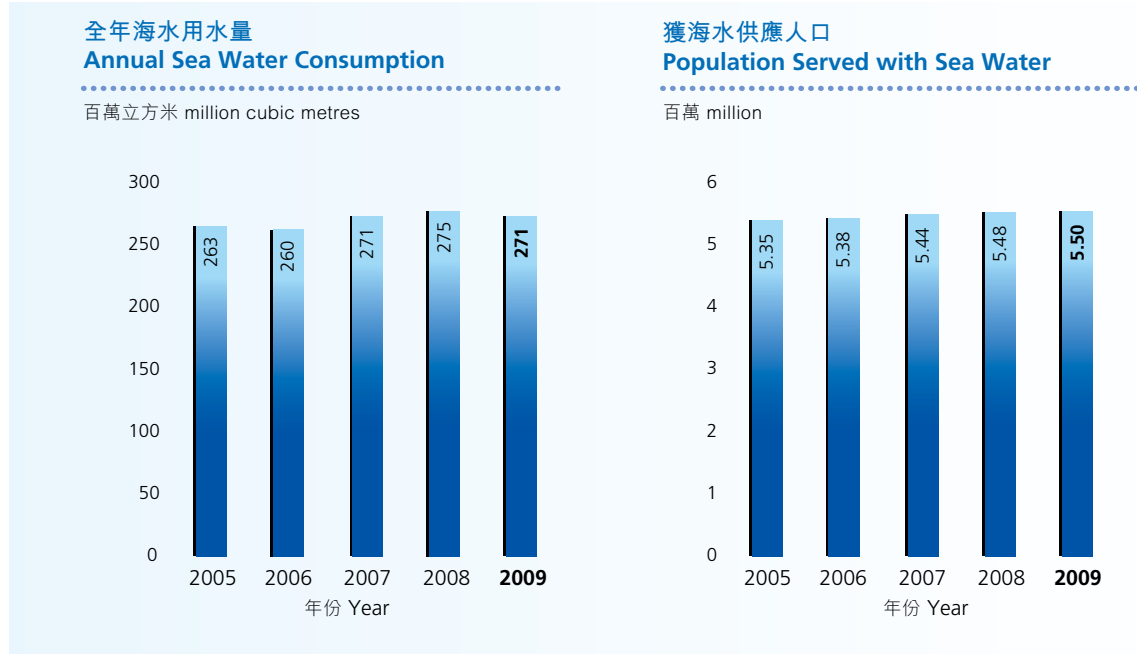
獲食水供應人口 Population Served with Fresh Water

百萬 million



附錄三 Appendix III

全年海水用水量及獲海水供應人口* Annual Sea Water Consumption and Population Served with Sea Water*



* 根據二零零六年中期人口統計所得人口基準，二零零一年中至二零零六年中的人口數據已經修訂。經修訂數據已納入更多有關人口變化的估計數字，而這些估計數字在編製先前人口數據時尚未能提供。因此，二零零一年以來的人均耗水量數據及所服務的人口均已作出相應修訂。

* Based on the population benchmark from the results of the 2006 Population By-census, the population figures from mid-2001 to mid-2006 have been revised. The revision has incorporated more estimates of population changes that were not yet available at the time when the previous population figures were prepared. Consequently, the per capita consumption figures and population served as from 2001 onwards have been accordingly revised.

附錄四

Appendix IV

客戶查詢及申請服務個案統計數字

Statistics on Customer Enquiry and Requests for Services

客戶查詢及申請服務個案 Statistics on Customer Enquiry and Requests for Services



年份 Year	2005	2006	2007	2008	2009
書面查詢／申請 Letter	122 971	200 703	265 935	280 055	261 347
電話查詢／申請 Telephone	730 369	770 265	852 526	826 043	902 314
親身查詢／申請 Counter	284 881	279 898	358 909	360 747	384 348
總數 Total	1 138 221	1 250 866	1 477 370	1 470 845	1 548 009

附錄五

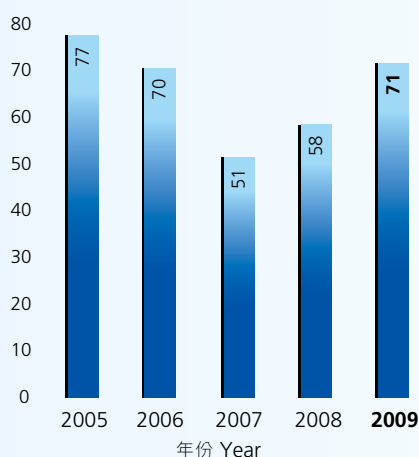
Appendix V

客戶投訴個案統計數字

Statistics on Customer Complaints

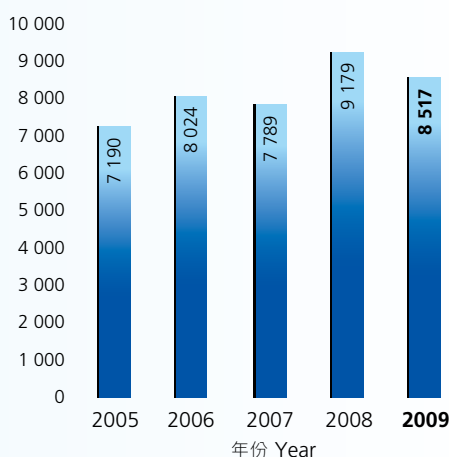
與帳戶有關的投訴 Account-Related

投訴個案數目 number of Complaints



與帳戶無關的投訴 Non-Account-Related

投訴個案數目 number of Complaints



年份 Year	2005	2006	2007	2008	2009
與帳戶有關的投訴 Account-Related [#]	77	70	51	58	71
與帳戶無關的投訴 Non-Account-Related	7 190	8 024	7 789	9 179	8 517
總數 Total	7 267	8 094	7 840	9 237	8 588

[#] 由區議會、立法會及申訴專員轉介與帳戶有關的投訴

[#] Account-Related Complaints from District Councils, LegCo and Ombudsman.

附錄六

Appendix VI

二零零九／一零年度各項繳費辦法的統計數字
Statistics on Mode of Payment 2009/10

辦法 Mode	交易總數 Total No. of Transactions	百分比 Percentage
親身繳費 In Person	3 258 873	46.3
郵寄 By Post	155 469	2.2
自動轉帳 Autopay	836 017	11.8
繳費聆 Payment by Phone	971 960	13.8
銀行自動櫃員機 ATM	596 957	8.5
網上繳費 Internet	1 226 027	17.4
總數 Total	7 045 303	100

附錄七

Appendix VII

水費
Water Charges

除了非本地船隻用水外，下列水費收費率均由一九九五年二月開始實施（現時的非本地船隻用水收費率於一九九六年七月生效）。

The following water rates have been in effect since February 1995 except the rate for Non-Local Vessels Purpose which was effective from July 1996.

類別 Category	用水量 Consumption	港幣（每立方米） HK\$ (Per cubic metre)
住宅用水 Domestic Use	每4個月用水量 Cubic metres every 4 months	以4個月為一周期收費 Rate for every 4 months
第一級 First Tier	首12立方米 First 12 cubic metres	免費 Free
第二級 Second Tier	繼後31立方米 Next 31 cubic metres	\$4.16
第三級 Third Tier	再繼後19立方米 Next 19 cubic metres	\$6.45
第四級 Fourth Tier	其餘 For the remainder	\$9.05
非住宅用水 Non-Domestic Use		
商業 Trade		\$4.58
建築 Construction		\$7.11
非本地船隻 Non-Local Vessels Purpose		\$10.93
本地船隻 Local Vessels Purpose		\$4.58
沖廁用淡水 Fresh Water for Flushing	每4個月用水量 Cubic metres every 4 months	以4個月為一周期收費 Rate for every 4 months
第一級 First Tier	首30立方米 First 30 cubic metres	免費 Free
第二級 Second Tier	其餘 For the remainder	\$4.58
沖廁用海水 Sea Water for Flushing		免費 Free

附件一 Annex I

水務署刊物目錄

除另有註明外，以下刊物均可在水務署網頁瀏覽及備有中英文版本。

刊物

可在網上政府書店購買的刊物

- 香港水務
- 香港水務設施規例及條例

小冊子及單張

在各客戶諮詢中心是免費派發的小冊子或單張

- 緊記僱用持牌水喉匠
- 清洗食水水箱指引
- 正確使用大廈消防喉轆
- 如何申請供水
- 安裝家庭用貯水式電熱水器須知

- 私人屋邨／樓宇的供水問題及內部供水系統的維修保養
- 服務承諾
- 水務簡訊
- 用戶指南
- 釣魚樂
- 大廈優質食水認可計劃簡介

- 食水系統維修指引
- 電子服務
- 紅潮對沖廁海水水質的影響
- 切勿非法取水
- 水務署部門單張
- 水錶測試實驗所
- 耗水量偏高用戶須知
- 住宅用水水費如何計算？
- 香港的食水處理及水質控制
- 水的真相
- 供水故障投訴
- 水務錦囊：註冊用戶須知

List of WSD Publications available to the Public

All publications are available on the WSD homepage and in both English and Chinese except where indicated

Publications

Available at the online Government Bookstore

- Hong Kong's Water
- Waterworks Ordinance and Regulations

Pamphlets/Leaflets/Booklets

Available free at all Customer Enquiry Centres

- Employment of Licensed Plumbers
- A Guide to Cleansing of Fresh Water Storage Tanks
- Proper Use of Fire Fighting Hose Reels in Buildings
- How to Apply for Water Supply
- Installation of Electric Thermal Storage Type Water Heater for Domestic Purpose
- Maintenance of Water Supply Systems in Private Housing Estates/ Buildings
- Performance Pledge
- Waterlink Newsletter
- Consumer Guide Book
- Fun of Fishing
- Quality Water Recognition Scheme for Buildings Brief Introduction
- Fresh Water Plumbing Maintenance Guide
- Electronic Services
- Effect of Red Tides on Seawater for Toilet Flushing
- Unlawful Taking of Water Is Prohibited
- Departmental Leaflet
- Meter Testing Laboratory
- Advice for Consumers on High Consumption
- How Are Your Domestic Water Charges Calculated?
- Water Treatment and Quality Control in Hong Kong
- Facts About Water
- Water Supply Technical Fault Complaints
- Useful Tips : Information for Registered Consumer

可供書面或在水務署總部索取的小冊子或單張

- 香港的全面水資源管理
- 水務便覽
- 凹頭濾水廠
- 沙田濾水廠
- 馬鞍山濾水廠
- 北港濾水廠
- 牛潭尾濾水廠
- 大埔濾水廠
- 小蠔灣濾水廠
- 大潭水務文物徑
- 大潭篤原水抽水站
- 香港便覽－水務、電力及煤氣供應
- 沖廁用水嚴禁作其他用途
(警告字樣標貼紙)
- 消防用水嚴禁作其他用途
(警告字樣標貼紙)
- 《珍惜每點滴》標貼
- 《節約用水從家開始》標貼
- 《節約用水從家開始》海報
- 《定期檢查維修慎防食水滲漏》海報
- 《大廈優質食水認可計劃》海報
- 《珍惜點滴積聚未來》海報
- 水務署年報2008–2009
- 水務署年報2007–2008
- 水務署年報2006–2007
- 水務署年報2005–2006
- 水務署年報2004–2005
- 水務署年報2003–2004
- 水務署年報2002–2003
- 水務署年報2001–2002
- 水務署年報2000–2001
- 水務署年報1999–2000
- 水務署年報1998–1999
- 水務署年報1997–1998*
- 水務署年報1996–1997*

* 尚未可在水務署網頁瀏覽。

Available upon request or available at WSD Headquarters

- Total Water Management in Hong Kong
- Key Facts
- Au Tau Water Treatment Works
- Sha Tin Water Treatment Works
- Ma On Shan Water Treatment Works
- Pak Kong Water Treatment Works
- Ngau Tam Mei Water Treatment Works
- Tai Po Water Treatment Works
- Siu Ho Wan Water Treatment Works
- Tai Tam Waterworks Heritage Trail
- Tai Tam Tuk Raw Water Pumping Station
- Hong Kong : The Facts (Water, Power and Gas Supplies)
- Warning Sticker – Misuse of Flushing Water

- Warning Sticker – Misuse of Fire Services Water

- Sticker – “Treasure every drop”
- Sticker – “Water Conservation Starts from Home”
- Poster on “Water Conservation Starts from Home”
- Poster on “Inspect and maintain plumbing regularly to prevent water leaks”
- Poster on “Quality Water Recognition Scheme for Buildings”
- Poster on “Save Water for the Future Every Drop Counts”
- Annual Report – Water Supplies Department 2008 – 2009
- Annual Report – Water Supplies Department 2007 – 2008
- Annual Report – Water Supplies Department 2006 – 2007
- Annual Report – Water Supplies Department 2005 – 2006
- Annual Report – Water Supplies Department 2004 – 2005
- Annual Report – Water Supplies Department 2003 – 2004
- Annual Report – Water Supplies Department 2002 – 2003
- Annual Report – Water Supplies Department 2001 – 2002
- Annual Report – Water Supplies Department 2000 – 2001
- Annual Report – Water Supplies Department 1999 – 2000
- Annual Report – Water Supplies Department 1998 – 1999
- Annual Report – Water Supplies Department 1997 – 1998*
- Annual Report – Water Supplies Department 1996 – 1997*

* Not yet available on WSD homepage.

只可在水務署網頁下載的刊物

- 樓宇內部供水設備防銹蝕喉管物料—一般資料
- 樓宇內部供水設備防銹蝕喉管物料—安裝須知
- 香港水務標準規格—樓宇內水管裝置適用
- 持牌水喉匠及認可人士之水務署通告
- Handbook on Plumbing Installation for Buildings (只備英文版)

Available on WSD Homepage Only

- General Information on the Use of Different Types of (Corrosion Resistant Pipe) Materials as Inside Service in Buildings
- Installation Notes of Different Types of Corrosion Resistant Pipe Materials as Inside Service in Buildings
- Hong Kong Waterworks Standard Requirements for Plumbing Installation in Buildings
- WSD Circular Letters Issued to Licensed Plumbers and Authorised Persons
- Handbook on Plumbing Installation for Buildings

附件二 Annex II

客戶諮詢中心

港島

- 灣仔客戶諮詢中心
灣仔告士打道7號入境事務大樓一樓

九龍

- 旺角客戶諮詢中心
旺角洗衣街128號地下

新界

- 大埔客戶諮詢中心
大埔墟汀角路1號大埔政府合署四樓
- 沙田客戶諮詢中心
沙田上禾輦路1號沙田政府合署三樓
- 屯門客戶諮詢中心
屯門屯喜路1號屯門政府合署七樓

Customer Enquiry Centres

Hong Kong

- Wan Chai Customer Enquiry Centre
1/F Immigration Tower, 7 Gloucester Road, Wan Chai

Kowloon

- Mong Kok Customer Enquiry Centre
G/F 128 Sai Yee Street, Mong Kok

New Territories

- Tai Po Customer Enquiry Centre
4/F Tai Po Government Offices, 1 Ting Kok Road, Tai Po Market
- Sha Tin Customer Enquiry Centre
3/F Sha Tin Government Offices, 1 Sheung Wo Che Road, Sha Tin
- Tuen Mun Customer Enquiry Centre
7/F Tuen Mun Government Offices, 1 Tuen Hi Road, Tuen Mun

附件三 Annex III

二零零九年四月至二零一零年三月之食水水質

Drinking Water Quality for the Period of April 2009 – March 2010

甲、 微生物數量 Part A. Microbiological quality		世衛2006 準則值 WHO 2006	監測結果 Monitoring Data (04/2009 – 03/2010)			
項目 Parameter	單位 Unit	Guideline Value	最低值 Minimum	最高值 Maximum	平均值 Average	達標 Compliance
埃希氏大腸桿菌 E. coli	數量／100毫升 no. per 100 mL	0	0	0	0	✓
總大腸桿菌群 # Total Coliforms #	數量／100毫升 no. per 100 mL	–	0	0	0	–
隱孢子蟲® Cryptosporidium®	卵囊數量／公升 no. of oocyst per L	–	0.00	0.00	0.00	–
賈第蟲® Giardia®	孢囊數量／公升 no. of cyst per L	–	0.00	0.00	0.00	–

世衛2006並沒有為總大腸桿菌群制定與健康有關的準則值。

WHO 2006 has not established health-related GV for Total Coliforms.


@ 雖然世衛沒有為隱孢子蟲或賈第蟲制定與健康有關的準則值，水務署亦有監測隱孢子蟲及賈第蟲於食水中的含量。每公升0.00的監測結果代表在不少於100公升的食水樣本中，檢測不到卵囊或孢囊。

@ Although the WHO has not established any health-related GV for Cryptosporidium or Giardia in drinking water, we also monitor Cryptosporidium and Giardia in our drinking water. The monitoring data of 0.00 per litre represents no oocyst or cyst detected in a volume of not less than 100 litres of treated water sample.

乙、 列於世界衛生組織在二零零六年所制定之飲用水水質準則中對健康有影響之化學物質


Part B. Chemicals of health significance as described by World Health Organization Guidelines for Drinking-water Quality 2006

項目 Parameter	單位 Unit	世衛2006 準則值 WHO 2006 Guideline Value	監測結果 Monitoring Data (04/2009 – 03/2010)			達標 Compliance
			最低值 Minimum	最高值 Maximum	平均值 Average	
丙烯酰胺 Acrylamide	微克／公升 µg/L	0.5	< 0.4	< 0.4	< 0.4	✓
草不綠 Alachlor	微克／公升 µg/L	20	< 5.0	< 5.0	< 5.0	✓
涕滅威 Aldicarb	微克／公升 µg/L	10	< 2.5	< 2.5	< 2.5	✓
艾氏劑和異艾氏劑 Aldrin and Dieldrin	微克／公升 µg/L	0.03	< 0.008	< 0.008	< 0.008	✓
銻 Antimony	毫克／公升 mg/L	0.02	< 0.001	< 0.001	< 0.001	✓
砷 Arsenic	毫克／公升 mg/L	0.01 (P)	< 0.001	0.001	< 0.001	✓
莠去津 Atrazine	微克／公升 µg/L	2	< 0.50	< 0.50	< 0.50	✓
鋇 Barium	毫克／公升 mg/L	0.7	0.004	0.035	0.018	✓
苯 Benzene	微克／公升 µg/L	10	< 2.5	< 2.5	< 2.5	✓
苯并(a)芘 Benzo(a)pyrene	微克／公升 µg/L	0.7	< 0.0020	< 0.0020	< 0.0020	✓
硼 Boron	毫克／公升 mg/L	0.5 (T)	< 0.02	0.03	< 0.02	✓
溴酸鹽 Bromate	微克／公升 µg/L	10 (A, T)	< 2.5	< 2.5	< 2.5	✓




項目 Parameter	單位 Unit	世衛2006	監測結果			達標 Compliance
		準則值 WHO 2006 Guideline Value	最低值 Minimum	最高值 Maximum	平均值 Average	
一溴二氯甲烷 Bromodichloromethane	微克/公升 µg/L	60	< 15	< 19	< 15	✓
溴仿 Bromoform	微克/公升 µg/L	100	< 25	< 25	< 25	✓
鎘 Cadmium	毫克/公升 mg/L	0.003	< 0.001	< 0.001	< 0.001	✓
呋喃丹 Carbofuran	微克/公升 µg/L	7	< 1.2	< 1.2	< 1.2	✓
四氯化碳 Carbon tetrachloride	微克/公升 µg/L	4	< 0.50	< 0.50	< 0.50	✓
氯酸鹽 Chlorate	微克/公升 µg/L	700 (D)	< 175	< 175	< 175	✓
氯丹 Chlordane	微克/公升 µg/L	0.2	< 0.050	< 0.050	< 0.050	✓
氯 Chlorine	毫克/公升 mg/L	5 (C)	< 0.1	1.5	0.7	✓
亞氯酸鹽 Chlorite	微克/公升 µg/L	700 (D)	< 50	< 50	< 50	✓
氯仿 Chloroform	微克/公升 µg/L	300	< 50	59	< 50	✓
綠麥隆 Chlorotoluron	微克/公升 µg/L	30	< 7.5	< 7.5	< 7.5	✓
毒死蜱 Chlorpyrifos	微克/公升 µg/L	30	< 7.5	< 7.5	< 7.5	✓
鉻 Chromium	毫克/公升 mg/L	0.05 (P)	< 0.002	< 0.002	< 0.002	✓

項目 Parameter	單位 Unit	世衛2006 準則值 WHO 2006	監測結果 Monitoring Data (04/2009 – 03/2010)			達標 Compliance
		Guideline Value	最低值 Minimum	最高值 Maximum	平均值 Average	
銅 Copper	毫克／公升 mg/L	2	< 0.003	0.033	< 0.003	✓
青乙酰胺 Cyanazine	微克／公升 µg/L	0.6	< 0.15	< 0.15	< 0.15	✓
氰化物 Cyanide	毫克／公升 mg/L	0.07	< 0.01	< 0.01	< 0.01	✓
氯化氰 (以CN計) Cyanogen chloride (as CN)	微克／公升 µg/L	0.07	< 0.02	< 0.02	< 0.02	✓
2,4-滴 2,4-D (or 2,4-dichlorophen oxyacetic acid)	微克／公升 µg/L	30	< 7.5	< 7.5	< 7.5	✓
丁基-2,4-二氯酚羥基醋酸 2,4-DB (or 4-(2,4-dichlorophenoxy) butyric acid)	微克／公升 µg/L	90	< 22	< 22	< 22	✓
滴滴涕和代謝物 DDT and metabolites	微克／公升 µg/L	1	< 0.50	< 0.50	< 0.50	✓
二(2-乙基己基)鄰苯二甲酸鹽 Di(2-ethylhexyl)phthalate	微克／公升 µg/L	8	< 2	< 2	< 2	✓
二溴乙腈 Dibromoacetonitrile	微克／公升 µg/L	70	< 25	< 25	< 25	✓
二溴一氯甲烷 Dibromochloromethane	微克／公升 µg/L	100	< 25	< 25	< 25	✓
1,2-二溴-3-氯丙烷 1,2-Dibromo-3-chloropropane	微克／公升 µg/L	1	< 0.25	< 0.25	< 0.25	✓
1,2-二溴乙烷 1,2-Dibromoethane	微克／公升 µg/L	0.4 (P)	< 0.10	< 0.10	< 0.10	✓



項目 Parameter	單位 Unit	世衛2006	監測結果			
		準則值 WHO 2006 Guideline Value	最低值 Minimum	最高值 Maximum	平均值 Average	達標 Compliance
二氯乙酸鹽 Dichloroacetate	微克／公升 µg/L	50 (T,D)	< 12	19	< 12	✓
二氯乙腈 Dichloroacetonitrile	微克／公升 µg/L	20 (P)	< 5.0	< 5.0	< 5.0	✓
1,2-二氯苯 1,2-Dichlorobenzene	微克／公升 µg/L	1000 (C)	< 250	< 250	< 250	✓
1,4-二氯苯 1,4-Dichlorobenzene	毫克／公升 mg/L	300 (C)	< 75	< 75	< 75	✓
1,2-二氯乙烷 1,2-Dichloroethane	微克／公升 µg/L	30	< 7.5	< 7.5	< 7.5	✓
1,2-二氯乙烯 1,2-Dichloroethene	微克／公升 µg/L	50	< 12	< 12	< 12	✓
二氯甲烷 Dichloromethane	微克／公升 µg/L	20	< 5.0	< 5.0	< 5.0	✓
1,2-二氯丙烷 1,2-Dichloropropane	微克／公升 µg/L	40 (P)	< 5.0	< 5.0	< 5.0	✓
1,3-二氯丙烯 1,3-Dichloropropene	微克／公升 µg/L	20	< 5.0	< 5.0	< 5.0	✓
2,4-滴丙酸 Dichlorprop (or 2,4-DP)	微克／公升 µg/L	100	< 25	< 25	< 25	✓
樂果 Dimethoate	微克／公升 µg/L	6	< 1.5	< 1.5	< 1.5	✓
1,4-二噁烷 1,4-Dioxane	微克／公升 µg/L	50	< 12.5	< 12.5	< 12.5	✓
乙二胺四乙酸 Edetic acid (EDTA)	微克／公升 µg/L	600	< 50	< 50	< 50	✓

項目 Parameter	單位 Unit	世衛2006 準則值 WHO 2006	監測結果 Monitoring Data (04/2009 – 03/2010)			達標 Compliance
		Guideline Value	最低值 Minimum	最高值 Maximum	平均值 Average	
異狄氏劑 Endrin	微克／公升 µg/L	0.6	< 0.15	< 0.15	< 0.15	✓
表氯醇 Epichlorohydrin	微克／公升 µg/L	0.4 (P)	< 0.4	< 0.4	< 0.4	✓
乙苯 Ethylbenzene	微克／公升 µg/L	300 (C)	< 75	< 75	< 75	✓
2,4,5-涕丙酸 Fenoprop (or 2,4,5-TP)	微克／公升 µg/L	9	< 2.2	< 2.2	< 2.2	✓
氟化物 Fluoride	毫克／公升 mg/L	1.5	0.10	0.74	0.49	✓
六氯丁二烯 Hexachlorobutadiene	毫克／公升 mg/L	0.6	< 0.15	< 0.15	< 0.15	✓
異丙隆 Isoproturon	微克／公升 µg/L	9	< 2.2	< 2.2	< 2.2	✓
鉛 Lead	毫克／公升 mg/L	0.01	< 0.003	0.006	< 0.003	✓
林丹 Lindane	微克／公升 µg/L	2	< 0.50	< 0.50	< 0.50	✓
錳 Manganese	毫克／公升 mg/L	0.4 (C)	< 0.01	0.03	< 0.01	✓
2-甲基-4-氯苯氧基乙酸 MCPA (or 4-(2-methyl-4-chlorophenoxy) acetic acid)	微克／公升 µg/L	2	< 2.0	< 2.0	< 2.0	✓
2-甲基-4-氯丙酸 Mecoprop (or MCPP)	微克／公升 µg/L	10	< 2.5	< 2.5	< 2.5	✓
汞 Mercury	毫克／公升 mg/L	0.006	< 0.00005	< 0.00005	< 0.00005	✓



項目 Parameter	單位 Unit	世衛2006	監測結果			
		準則值 WHO 2006 Guideline Value	最低值 Minimum	最高值 Maximum	平均值 Average	達標 Compliance
甲氧滴滴涕 Methoxychlor	微克/公升 µg/L	20	< 5.0	< 5.0	< 5.0	✓
甲氧毒草安 Metolachlor	微克/公升 µg/L	10	< 2.5	< 2.5	< 2.5	✓
微囊藻毒素-LR (總) Microcystin-LR (total)	微克/公升 µg/L	1 (P)	< 0.5	< 0.5	< 0.5	✓
禾草特 Molinate	微克/公升 µg/L	6	< 1.5	< 1.5	< 1.5	✓
鉬 Molybdenum	毫克/公升 mg/L	0.07	< 0.0004	0.0010	0.0006	✓
一氯胺 Monochloramine	毫克/公升 mg/L	3	< 1.0	< 1.0	< 1.0	✓
一氯醋酸鹽 Monochloroacetate	微克/公升 µg/L	20	< 10	< 10	< 10	✓
鎳 Nickel	毫克/公升 mg/L	0.07	< 0.001	0.009	0.003	✓
硝酸鹽 (以NO ₃ ⁻ 計) Nitrate (as NO ₃ ⁻)	毫克/公升 mg/L	50	< 2.5	17	5.5	✓
次氨基三乙酸 Nitrilotriacetic acid	微克/公升 µg/L	200	< 50	< 50	< 50	✓
亞硝酸鹽 (以NO ₂ ⁻ 計) Nitrite (as NO ₂ ⁻)	毫克/公升 mg/L	3	< 0.004	0.006	< 0.004	✓
二甲戊樂靈 Pendimethalin	微克/公升 µg/L	20	< 5.0	< 5.0	< 5.0	✓
五氯酚 Pentachlorophenol	微克/公升 µg/L	9 (P)	< 2.2	< 2.2	< 2.2	✓

項目 Parameter	單位 Unit	世衛2006 準則值 WHO 2006	監測結果 Monitoring Data (04/2009 – 03/2010)			達標 Compliance
		Guideline Value	最低值 Minimum	最高值 Maximum	平均值 Average	
氯菊酯 Permethrin	微克／公升 µg/L	300	< 5.0	< 5.0	< 5.0	✓
吡丙醚 Pyriproxyfen	微克／公升 µg/L	300	< 75	< 75	< 75	✓
硒 Selenium	毫克／公升 mg/L	0.01	< 0.003	< 0.003	< 0.003	✓
西瑪三嗪 Simazine	微克／公升 µg/L	2	< 0.50	< 0.50	< 0.50	✓
苯乙烯 Styrene	微克／公升 µg/L	20 (C)	< 5.0	< 5.0	< 5.0	✓
2,4,5-涕 2,4,5-T (or 2,4,5-trichlorophenoxy acetic acid)	微克／公升 µg/L	9	< 2.2	< 2.2	< 2.2	✓
特丁律 Terbutylazine	微克／公升 µg/L	7	< 1.8	< 1.8	< 1.8	✓
四氯乙烯 Tetrachloroethene	微克／公升 µg/L	40	< 10	< 10	< 10	✓
甲苯 Toluene	微克／公升 µg/L	700 (C)	< 175	< 175	< 175	✓
三氯乙酸鹽 Trichloroacetate	微克／公升 µg/L	200	< 25	< 25	< 25	✓
三氯乙烯 Trichloroethene AE	微克／公升 µg/L	20 (P)	< 18	< 18	< 18	✓



項目 Parameter	單位 Unit	世衛2006 準則值 WHO 2006	監測結果 Monitoring Data (04/2009 – 03/2010)			達標 Compliance
		Guideline Value	最低值 Minimum	最高值 Maximum	平均值 Average	
2,4,6-三氯酚 2,4,6-Trichlorophenol	微克／公升 µg/L	200 (C)	< 50	< 50	< 50	✓
氟樂靈 Trifluralin	微克／公升 µg/L	20	< 5.0	< 5.0	< 5.0	✓
鈾 Uranium	毫克／公升 mg/L	0.015 (P,T)	< 0.0002	0.0004	< 0.0002	✓
氯乙烯 Vinyl chloride	微克／公升 µg/L	0.3	< 0.2	< 0.2	< 0.2	✓
二甲苯 Xylenes	微克／公升 µg/L	500 (C)	< 125	< 125	< 125	✓

註釋

- 一、 以上是食水水質摘要報告。
- 二、 各數值是水務署水質科學部根據品質保證計劃之要求而計算及整理。
- 三、 水務署對每個重金屬及微量有機化合物項目進行了100 - 300個樣本分析。
- 四、 根據世衛2006:
 - P = 暫定準則值，因為與健康相關的資料有限。
 - T = 暫定準則值，因為計算所得準則值低於實際處理方法或水源保護等所能達到的濃度。
 - A = 暫定準則值，因為計算所得準則值低於所能達到的定量水平。
 - D = 暫定準則值，因為消毒程序可能引致超過準則值。
 - C = 當該物質濃度等於或低於準則值時，可能導致水的外觀、味道或氣味改變，引起消費者抱怨。

Note:

- (1) This is a summary report on drinking water quality.
- (2) All values are compiled in accordance with requirements stipulated by the current quality assurance protocol of the Water Science Division of WSD.
- (3) For heavy metals and trace organics, 100-300 samples per parameter have been analysed.
- (4) According to WHO 2006:
 - P = provisional guideline value, the available information on health effects is limited.
 - T = provisional guideline value as calculated guideline value is below the level that can be achieved through practical treatment methods, source protection, etc.
 - A = provisional guideline value as calculated guideline value is below the achievable quantification level.
 - D = provisional guideline value as disinfection may result in the guideline value being exceeded.
 - C = concentrations of the substance at or below the health-based guideline value may affect the appearance, taste or odour of the water, leading to consumer complaints.

丙、 其他項目

Part C. Other parameters

項目 Parameter	單位 Unit	監測結果 Monitoring Data (04/2009 – 03/2010)		
		最低值 Minimum	最高值 Maximum	平均值 Average
pH值(水溫25°C時)	pH	7.0	9.3	8.5
色度 Colour	Hazen unit	< 3	< 3	< 3
混濁度 Turbidity	NTU	< 0.1	3.0	0.3
導電率(水溫25°C時) Conductivity at 25°C	µS/cm	53	213	142
溫度 Temperature	°C	11.5	33.3	24.4
總鹼度(以CaCO ₃ 計) Total alkalinity (as CaCO ₃)	毫克/公升 mg/L	5	36	22
總硬度(以CaCO ₃ 計) Total hardness (as CaCO ₃)	毫克/公升 mg/L	5	68	34
鈣 Calcium	毫克/公升 mg/L	1.0	19	12
鎂 Magnesium	毫克/公升 mg/L	0.31	2.2	1.4
氯化物 Chloride	毫克/公升 mg/L	< 5	18	10
硫酸鹽 Sulphate	毫克/公升 mg/L	4	25	14
正磷酸鹽(以PO ₄ 計) Ortho-phosphates (as PO ₄)	毫克/公升 mg/L	< 0.01	0.02	< 0.01
鐵 Iron	毫克/公升 mg/L	< 0.01	0.18	< 0.01
鋁 Aluminium	毫克/公升 mg/L	< 0.01	0.32	0.02
二氧化矽(以SiO ₂ 計) Silica (as SiO ₂)	毫克/公升 mg/L	5.3	15	11

註釋

- 一、 以上是食水水質摘要報告。
- 二、 各數值是水務署水質科學部根據品質保證計劃之要求而計算及整理。

Note:

- (1) This is a summary report on drinking water quality.
- (2) All values are compiled in accordance with requirements stipulated by the current quality assurance protocol of the Water Science Division of WSD.

附件四 Annex IV

水務監督－經營帳目

Water Authority – Operating Accounts

二〇〇九／一〇年度回顧 Review of the Year 2009-2010

截至二〇一〇年三月三十一日止的財政年度 For the year ended 31 March 2010

工作方面	Activities
耗水量上升1.6% 至6.18億立方米	Water consumption increased by 1.6% to 618 million cubic metres
財務表現	Financial Performance
收入上升1.9%	Revenue increased by 1.9%
開支上升6.6%	Expenditure increased by 6.6%
虧損由二〇〇九年度的3.296億元增至二〇一〇年度的6.491億元	The results declined from a deficit of \$329.6 million in 2008-09 to a deficit of \$649.1 million in 2009-10
按固定資產平均淨值計算的回報率由二〇〇九年度的-0.9%下降至二〇一〇年度的-1.7%	Return on Average Net Fixed Assets declined from -0.9% in 2008-09 to -1.7% in 2009-10

經營帳目 Operating Account

截至二〇一〇年三月三十一日止的財政年度 For the year ended 31 March 2010

		註 Note	2010 百萬元 \$Million	2009 百萬元 \$Million
收入	Revenue	2	6,443.0	6,324.7
開支	Expenditure	3	7,092.1	6,654.3
稅前虧損	Deficit before taxation		(649.1)	(329.6)
稅項	Taxation	1(e) & (f) and 4	0.0	0.0
稅後虧損	Deficit after taxation	1(j)	(649.1)	(329.6)

衡量財務表現的指標 Financial Performance Measures

截至二〇一〇年三月三十一日止的財政年度 For the year ended 31 March 2010

		註 Note	2010 百萬元 \$Million	2009 百萬元 \$Million
固定資產平均淨值	Average net fixed assets (ANFA)	1(i) & 5	38,464.1	36,365.1
實際回報額	Actual return		(649.1)	(329.6)
目標回報額	Target return		2,500.2	2,363.7
按固定資產平均淨值 計算的實際回報率	Actual return as % of ANFA	1(h)	(1.7%)	(0.9%)
按固定資產平均淨值 計算的目標回報率	Target return as % of ANFA		6.5%	6.5%

附註為這帳目的一部分。 The annexed notes form part of these accounts.

資產負債表 Balance Sheet

二〇一〇年三月三十一日結算 as at 31 march 2010

		註 Note	2010 百萬元 \$Million	2009 百萬元 \$Million
可動用淨資產	Net assets employed			
固定資產	Fixed assets	1(b) & (c) and 5	39,814.3	37,114.0
流動資產	Current assets	1(d) and 6	1,999.7	1,899.8
流動負債	Current liabilities	7	(1,916.0)	(1,833.8)
流動資產淨值	Net current assets		83.7	66.0
			39,898.0	37,180.0
財政來源	Financed by			
公共資本帳目	Public capital account	1(j) and 8	39,898.0	37,180.0

附註為這帳目的一部分。 The annexed notes form part of these accounts.



帳目附註

1. 會計政策

(a) 會計基礎

此帳目是根據歷史成本基礎來制定，並略加修訂以包括名義的收支。

(b) 固定資產

(i) 除政府收回的土地外，固定資產不包括水務設施和集水區位處的土地。至於政府收回的土地，其收回成本會包括在有關的工程成本內。

(ii) 至於工程項目，成本包括實際直接開支，和施工期間有關設計、規劃和監督等的員工費用。

(iii) 所有其他固定資產，除了建造中的資產以成本值計算外，均以其成本值減去累積折舊列出。

(c) 折舊

(i) 折舊是根據資產原值減去使用期末的剩餘值，採用直線攤銷法按其預計使用年期分期註銷。每年折舊率為：—

隧道、堤壩、收回土地及造林等	1%
土木工程	2%
喉管 — 淡水	2%
— 鹹水	5%
機電工程、機器及設備	4%-14.29%
水錶	6.66%
電腦硬件、軟件及系統	10%
車輛	10%-20%

(ii) 建造中的資產並沒有折舊撥備。

(d) 存貨

存貨是以加權平均法，按成本值和可變賣淨值兩者中較低者列出。

Notes on the Accounts

1. Accounting Policies

(a) Basis of Accounting

The accounts have been prepared on the historical cost basis of accounting modified to include notional receipts and payments.

(b) Fixed Assets

(i) No cost is included for land which is occupied by installations or sterilised by catchment areas except that, where it has been resumed, the cost of resumption has been included in the capital cost of the project concerned.

(ii) For capital projects, the costs include the actual direct expenditure and staff costs for design, planning and supervision during the construction period.

(iii) All other fixed assets are stated at cost less accumulated depreciation except assets under construction which are stated at cost.

(c) Depreciation

(i) Depreciation is provided on a straight-line basis calculated to write off the cost of assets less residual value over their estimated useful lives. The annual rates of depreciation used are:—

Tunnels, dams, resumption and afforestation, etc.	1%
Civil engineering works	2%
Water mains – fresh	2%
— salt	5%
Mechanical/electrical works, plant and machinery	4%-14.29%
Meters	6.66%
Computer hardware, software and system	10%
Motor vehicles	10%-20%

(ii) No depreciation is provided on assets under construction.

(d) Stock

Stock is stated at the lower of cost and net realisable value, using the weighted average cost method to the extent that it is material.

(e) 稅項

名義利得稅乃按年度預期的應課溢利，以資產負債表結算日的現行稅率，及過往年度的應付稅項調整而作出所需要的撥備。由於水務監督於本年度沒有應課稅溢利，因此無需在此帳目上作出名義利得稅的撥備。

(f) 遞延稅項

遞延稅項指就資產及負債帳面值與計算應課稅溢利所用相應稅基間之所有重大暫時差額而作出的適當確認。遞延稅項資產則於應課稅溢利有可能抵銷可扣稅暫時差額時予以確認。由於水務監督沒有應課稅溢利可用作抵銷可扣稅暫時差額，因此無需在此帳目上就所有重大暫時差額作出遞延稅項撥備。

(g) 僱員福利

僱員福利包括薪金、酬金、退休金、房屋津貼和年假會被確認為對僱員當年度所提供之相關服務而列作的應計開支。

(h) 按固定資產平均淨值計算的實際回報率

按稅後溢利或虧損與固定資產平均淨值的比率計算。

(i) 固定資產平均淨值

這淨值是指總固定資產值減去累積折舊在期初及期末兩項數值的簡單平均數。

(j) 虧損

由於水務監督沒有獨立的法定身份，其財政資源或虧損均視為政府一般收入的一部分。而有關虧損亦會於公共資本帳目中調節。

(e) Taxation

Notional profits tax is provided, where necessary, based on the expected taxable surplus for the year, using the tax rates prevailing at the balance sheet date, and any adjustments to tax payable in respect of previous years. No provision for notional profits tax has been made in the accounts as the Authority has no taxable surplus for the year.

(f) Deferred Tax

Deferred tax is recognised, where appropriate, for all material temporary differences between the tax bases of assets and liabilities and their carrying amounts in the accounts. Deferred tax assets are recognised to the extent that it is probable that taxable surplus will be available against which the temporary differences can be utilised. No provision for deferred tax in respect of all material temporary differences has been made in the accounts as the Authority has no taxable surplus against which the temporary differences can be utilised.

(g) Employee Benefits

Employee benefits including salaries, gratuities, pensions, housing benefits and annual leave are accrued and recognised as an expense in the year in which the associated services are rendered by employees.

(h) Actual Return on ANFA

This is calculated as a percentage of surplus/deficit after taxation to average net fixed assets (ANFA).

(i) Average Net Fixed Assets

The average net fixed assets (ANFA) represents the simple average of the opening and closing value of total fixed assets less aggregate depreciation.

(j) Deficit

Since the Water Authority does not have a separate legal identity, its financial resources form part of the General Revenue. All deficits are deemed to be financed by the General Revenue and adjusted to the Public Capital Account of the Authority.



2. 收入

2. Revenue

		2010 百萬元 \$Million	2009 百萬元 \$Million
收費供水	Chargeable supplies	2,475.8	2,428.6
差餉的津貼	Contribution from rates	1,493.3	1,076.1
政府對寬免計劃的津貼	Contribution from Government on concessions	1,277.7	1,685.9
政府為用戶提供免費用水的津貼	Contribution from Government on free allowance to consumers	1,025.5	934.6
政府樓宇用水	Supplies to Government establishments	150.0	158.8
收費、牌照及可收回支出的工程	Fees, licences and reimbursable works	18.6	19.0
存款利息	Interest from deposits	2.1	21.7
		6,443.0	6,324.7

政府對寬免計劃的津貼是為彌補因二〇〇九／一〇年度預算案所作出差餉寬免措施所引至的差額。

The contribution from Government on concessions is to cover the shortfall in contribution from rates resulting from the concession of rates as announced in 2009-10 Budget Speech.

3. 開支

3. Expenditure

		2010 百萬元 \$Million	2009 百萬元 \$Million
員工支出	Staff costs	1,303.2	1,361.7
經營及行政支出	Operating and administration expenses	1,589.3	1,520.9
購買東江水支出	Purchase cost of Dongjiang water	3,010.0	2,621.4
折舊	Depreciation	1,189.6	1,150.3
		7,092.1	6,654.3

4. 稅項

4. Taxation

		2010 百萬元 \$Million	2009 百萬元 \$Million
名義利得稅	Notional profits tax charge for the year	0.0	0.0
以下項目的遞延稅項資產／ (遞延稅項負債) 未被 確認：－	Deferred tax assets/(liabilities) not recognized in respect of:－		
未使用的稅項虧損	Unused tax loss	18,186.8	16,410.5
由折舊免稅額所產生的 重大暫時差異	Material temporary difference arising from depreciation allowances	(13,443.5)	(12,304.3)

5. 固定資產

5. Fixed Assets

		樓宇、 過濾器、 喉管等 Buildings, Filters, Mains, etc.	機器及 設備 Plant and Machinery	電腦硬件 及系統 Computer Hardware, Software & System	沖廁 鹹水設施 Water Flushing	船灣 淡水湖 Plover Cove	萬宜 水庫 High Island	水錶 Meters	車輛 Motor Vehicles	建造中 的資產 Assets Under Con- struction	總額 Total
		百萬元 \$Million	百萬元 \$Million	百萬元 \$Million	百萬元 \$Million	百萬元 \$Million	百萬元 \$Million	百萬元 \$Million	百萬元 \$Million	百萬元 \$Million	百萬元 \$Million
成本	Cost										
二〇〇九年四月一日	At 1 April 2009	36,754.6	144.2	294.3	6,668.3	702.0	1,661.2	362.6	58.7	3,161.3	49,807.2
添置	Additions	0.3	1.2	9.0	－	－	－	38.5	1.7	3,873.7	3,924.4
轉撥	Transfers	1,653.7	17.5	8.1	578.9	－	－	－	10.9	(2,269.1)	－
處置／註銷	Disposals/Write off	(80.2)	(0.3)	－	(107.9)	－	－	(23.2)	(7.3)	(15.3)	(234.2)
二〇一〇年三月三十一日	At 31 March 2010	38,328.4	162.6	311.4	7,139.3	702.0	1,661.2	377.9	64.0	4,750.6	53,497.4
累積折舊	Aggregate Depreciation										
二〇〇九年四月一日	At 1 April 2009	8,910.2	64.6	126.1	2,107.6	374.2	924.9	156.9	28.7	－	12,693.2
該年折舊	Charge for the year	809.8	6.0	28.8	276.7	9.3	29.3	23.7	6.0	－	1,189.6
處置／註銷後轉回	Written back on Disposals/ Write off	(62.1)	(0.1)	－	(107.8)	－	－	(23.2)	(6.5)	－	(199.7)
二〇一〇年三月三十一日	At 31 March 2010	9,657.9	70.5	154.9	2,276.5	383.5	954.2	157.4	28.2	－	13,683.1
帳面淨值	Net Book Value										
二〇一〇年三月三十一日	At 31 March 2010	28,670.5	92.1	156.5	4,862.8	318.5	707.0	220.5	35.8	4,750.6	39,814.3
二〇〇九年三月三十一日	At 31 March 2009	27,844.4	79.6	168.2	4,560.7	327.8	736.3	205.7	30.0	3,161.3	37,114.0



6. 流動資產

6. Current Assets

		2010 百萬元 \$Million	2009 百萬元 \$Million
存貨	Stock	11.8	11.6
應收帳項	Debtors	508.7	532.0
與庫務署的往來帳	Current account with Treasury	1,479.2	1,356.2
		1,999.7	1,899.8

7. 流動負債

7. Current Liabilities

		2010 百萬元 \$Million	2009 百萬元 \$Million
用戶和承建商的按金	Consumers' and contractors' deposits	1,623.0	1,555.9
應付帳項	Creditors	293.0	277.9
		1,916.0	1,833.8

8. 公共資本帳目

8. Public Capital Account

公共資本帳目指政府在這項公用事業的投資。

The Public Capital Account represents Government's investment in this utility.

		2010 百萬元 \$Million	2009 百萬元 \$Million
四月一日結餘	Balance as at 1 April	37,180.0	35,674.0
本年度的虧損	Deficit for the year	(649.1)	(329.6)
政府的額外現金投資	Additional cash investment by the Government	3,367.1	1,835.6
三月三十一日結餘	Balance as at 31 March	39,898.0	37,180.0

9. 資本承擔

於二〇一〇年三月三十一日，水務監督未於經營帳目作出撥備的資本承擔如下：

9. Capital Commitments

As at 31 March 2010, the Authority had capital commitments, so far as not provided for in the Operating Accounts, as follows:

		2010 百萬元 \$Million	2009 百萬元 \$Million
已簽約	Contracted for	6,976.2	5,630.0
已批准但未簽約	Authorised but not contracted for	5,031.9	7,169.8
		12,008.1	12,799.8