




































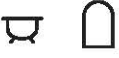












## LIST OF SYMBOLS

— CW —	COLD WATER PIPE
— CL —	CLEANSING WATER PIPE
— IR —	IRRIGATION WATER PIPE
— FL —	FLUSHING WATER PIPE
— HW —	HOT WATER SUPPLY PIPE
— HR —	HOT WATER RETURN PIPE
— AC —	A/C MADE UP PIPE
	MOTORIZED VALVE
	GATE VALVE
	LOOSE JUMPER TYPE STOP COCK
	NON_RETURN VALVE / CHECK VALVE
	BALL FLOAT VALVE
	ANTI-VACUUM VALVE
	PRESSURE RELIEF VALVE
	TAP POINT/FACUET/BIB TAP
	TAP POINT WITH LOCK

	CHECK METER
	WATER METER
	CHECK METER POSITION
	LEVEL SWITCH
	WATER PUMP
	Y TYPE STRAINER
	FLEXIBLE PIPE CONNECTOR/EXPANSION PIPE CONNECTOR
	VENT PIPE
	OVERFLOW PIPE
	PLUG
	PRESSURE SWITCH
	GAS WATER HEATER
	ELECTRIC WATER HEATER
	F.S./SPRINKLER PIPEWORK
	SPRINKLER HEAD (SCHEMATIC DIAGRAM)

	DOUBLE LAYER SPRINKLER HEADS C/W CONCEALED SPRINKLER HEAD AT LOWER LAYER
	UPPER LAYER SPRINKLER HEAD
	EXPANSION JOINT
	F.S. INLET
	SPRINKLER INLET
	SPRINKLER CONTROL VALVE
	FIRE HOSE REEL C/W GLASS FRONTED CABINET
	GATE VALVE C/W MONITORING DEVICES
	ALARM BELL
	HEAT DETECTOR
	SMOKE DETECTOR
	WATER CLOSET
	URINAL
	BATHTUB
	WASH BASIN
	SINK

	EMERGENCY GENERATOR STATUS SIGNALS
	FS PANEL
	REPEATER PANEL
	FS PUMP PANEL
	AUTOMATIC AIR VENT
	VORTEX INHIBITOR
	FIRE HYDRANT
	PRESSURE GAUGE
	SPRINKLER CONTROL VALVE

## ABBREVIATIONS

L TO R	LEFT TO RIGHT
T TO B	TOP TO BOTTOM
T/A	TO ABOVE
T/B	TO BELOW
F/A	FROM ABOVE
F/B	FROM BELOW
H/L	HIGH LEVEL
L/L	LOW LEVEL
M/L	MID LEVEL
F/L	FLOOR LEVEL
U/G	UNDERGROUND
O.F.	OVERFLOW
W/	WITH
W/O	WITHOUT
D/S	DOMESTIC SUPPLY
T/S	TRADE SUPPLY

A.P.	ACCESS PANEL
P.D.	PIPE DUCT
AAV	AUTOMATIC AIR VENT
PRV.	PRESSURE REDUCING VALVE SET
F.G.	FIBREGLASS
R.C.	REINFORCED CONCRETE
WC	WATER CLOSET
W.M.C.	WATER METER CABINET
WHA	WATER HAMMER ARRESTOR
S.S.	STAINLESS STEEL
CL-XX	CLEANSING WATER POINT
IR-XX	IRRIGATION WATER POINT
CW	COLD WATER PIPE
FL	FLUSHING WATER PIPE
CL	CLEANSING WATER PIPE
IR	IRRIGATION WATER PIPE