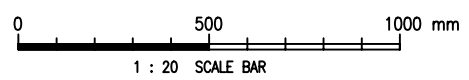


PLAN

NOTES :

1. ALL DIMENSIONS ARE IN MILLIMETRES UNLESS OTHERWISE SPECIFIED.
2. ALL REINFORCED CONCRETE SHALL BE GRADE 35/20D. BLINDING CONCRETE SHALL BE GRADE 20/20D.
3. FOR CONNECTION DETAILS OF ROLLED STEEL JOIST REFER TO DRAWING NO. WSD 1.13.
4. POSITION AND ALIGNMENT OF DRAIN PIPE SHALL BE DETERMINED ON SITE.
5. BENCHING SHALL BE FORMED TO SUIT DRAIN PIPE TO FACILITATE SMOOTH FLOW OF WATER.
6. FOR DETAILS OF LEAKAGE COLLECTION SYSTEM REFER TO DRAWING NO. WSD 1.20.

|      |   |           |         |
|------|---|-----------|---------|
| B    | THICKNESS OF TOP SLAB AND MANHOLE OPENING REVISED | W.K. CHIU | 11/5/07 |
| A    | RE-FORMATTED TO CSWP                              | W.K. CHIU | 5/9/03  |
| REF. | REVISION  | APPROVED  | DATE    |



Cad Ref. : WSD013801-B.dwg

LEAKAGE COLLECTION MANHOLE –  
GENERAL ARRANGEMENT



水務署  
Water Supplies Department

|          |                     |                |      |
|----------|---------------------|----------------|------|
| APPROVED | M.C. LEUNG<br>AD/NW | DRAWING NO.    | CSWP |
| DATE     | 6/12/01             | WSD 1.38B      |      |
| SCALE    | 1 : 20              | (SHEET 1 OF 4) |      |

GRADE 20/20D  
CONCRETE BENCHING  
(SEE NOTE 5)

Ø100 PERFORATED  
UPVC DRAIN PIPES

CONCRETE END BLOCK  
(SEE DRG. NO. WSD 1.20)

Ø100 UPVC DRAIN PIPES  
WITH SOCKET

Ø225 CONCRETE  
DRAIN PIPE  
(TO STORM WATER  
DRAINAGE SYSTEM,  
SEE NOTE 4)

1 IN 10 FALL

1 IN 10 FALL

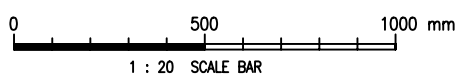
S.S. CAT-LADDER

WATER MAIN

300  
1100  
300

300 | 200 MIN. | O.D. OF PIPE | 450 MIN. | 300

SECTIONAL PLAN



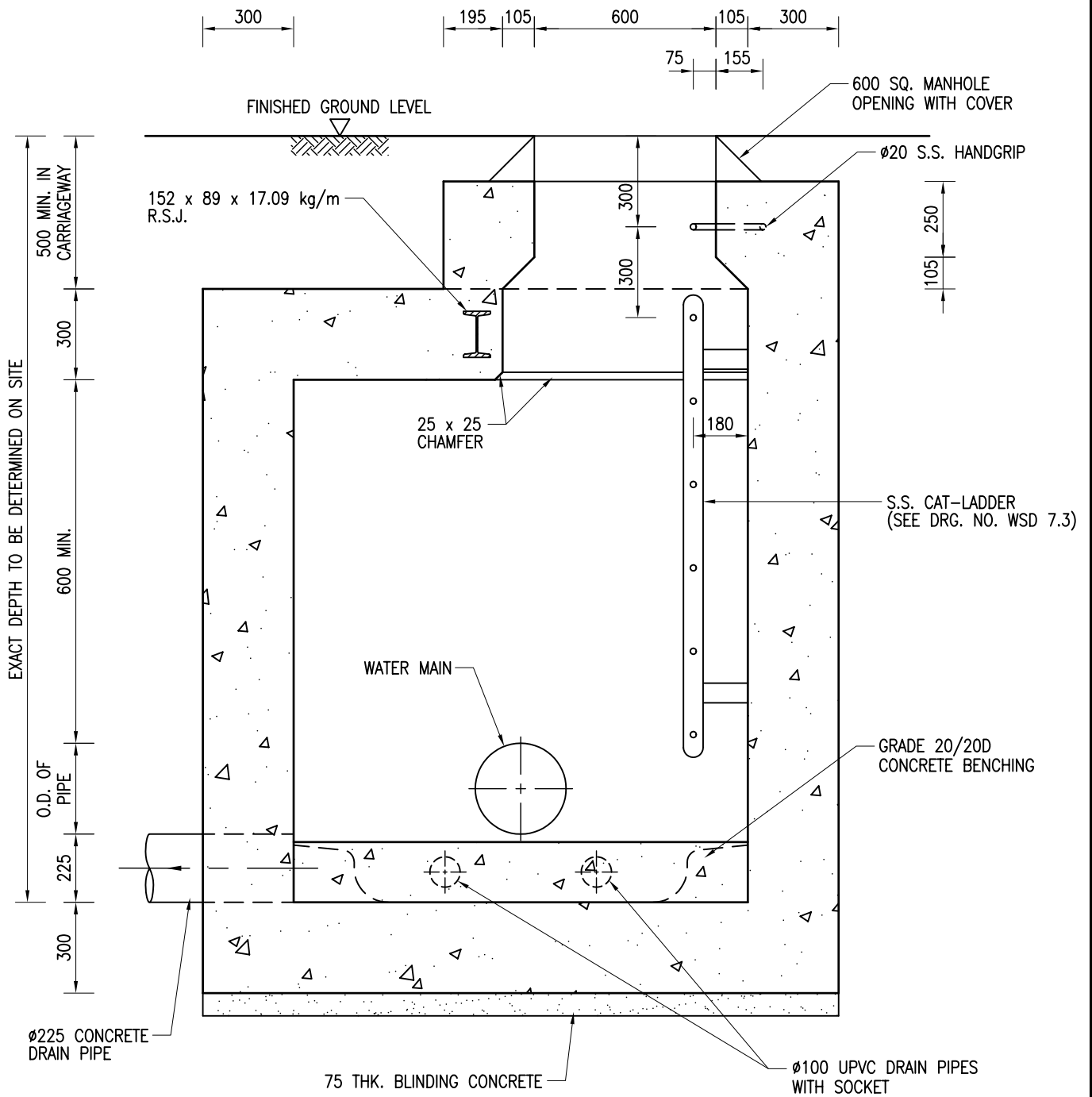
Cad Ref. : WSD013802-B.dwg

LEAKAGE COLLECTION MANHOLE -  
GENERAL ARRANGEMENT

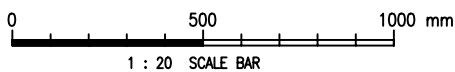


水務署  
Water Supplies Department

|          |                     |  |      |
|----------|---------------------|--|------|
| APPROVED | M.C. LEUNG<br>AD/NW | DRAWING NO.<br>WSD 1.38B<br>(SHEET 2 OF 4) | CSWP |
| DATE     | 6/12/01             |  |      |
| SCALE    | 1 : 20              |  |      |



**SECTION A - A**



Cad Ref. : WSD013803-B.dwg

LEAKAGE COLLECTION MANHOLE -  
GENERAL ARRANGEMENT



水務署  
Water Supplies Department

APPROVED

M.C. LEUNG  
AD/NW

DRAWING NO.

CSWP

DATE

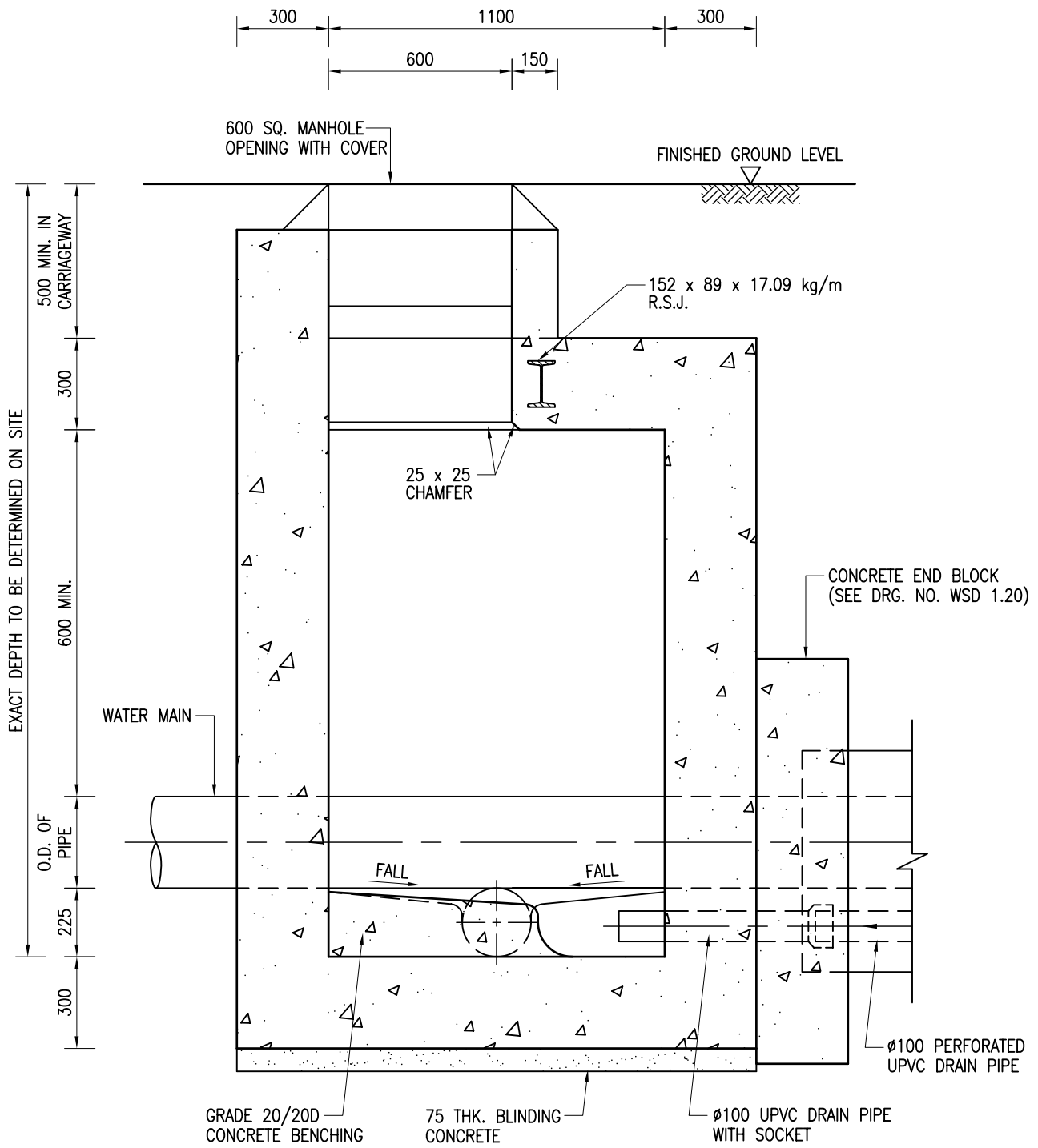
6/12/01

WSD 1.38B

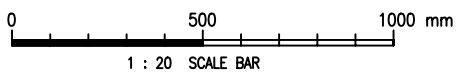
SCALE

1 : 20

(SHEET 3 OF 4)



SECTION B - B



Cad Ref. : WSD013804-B.dwg

LEAKAGE COLLECTION MANHOLE -  
GENERAL ARRANGEMENT



水務署  
Water Supplies Department

|          |                     |  |      |
|----------|---------------------|--|------|
| APPROVED | M.C. LEUNG<br>AD/NW | DRAWING NO.<br>WSD 1.38B<br>(SHEET 4 OF 4) | CSWP |
| DATE     | 6/12/01             |  |      |
| SCALE    | 1 : 20              |  |      |