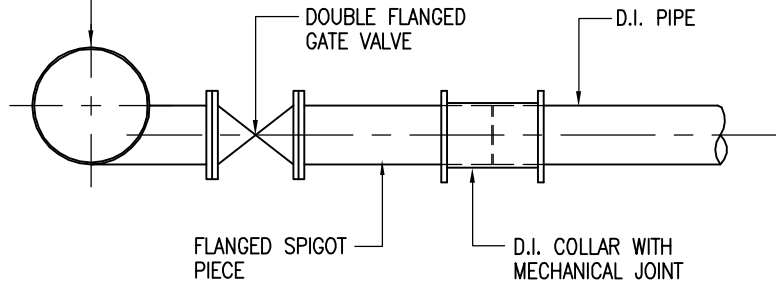
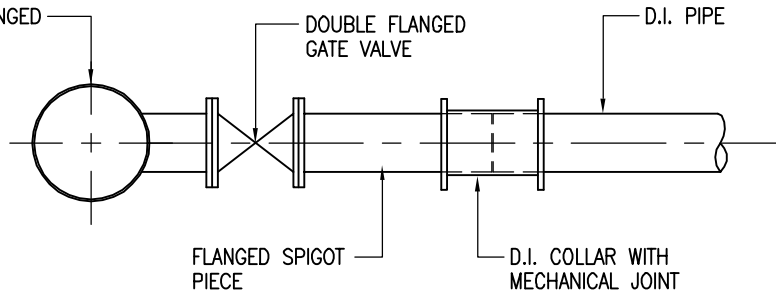


LEVEL INVERT TEE WITH
FLANGED BRANCH

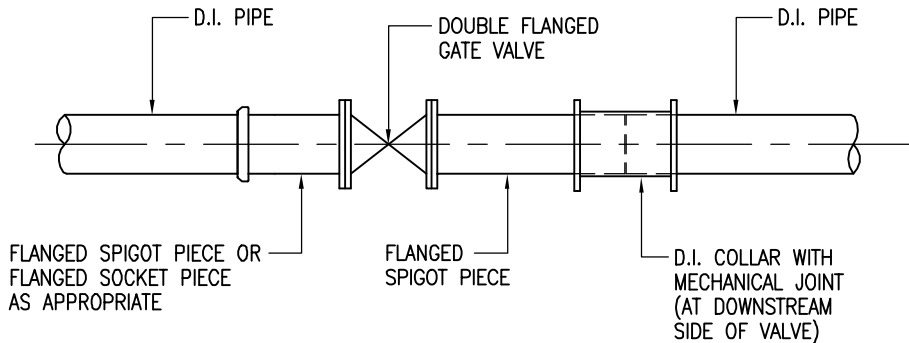


WASHOUT VALVE

TEE WITH FLANGED
BRANCH



DISTRIBUTION VALVE



SECTIONAL VALVE

Cad Ref. : WSD011801-C.dwg

C	RE-FORMATTED TO CSWP	W.K. CHIU	5/9/03
B	GENERAL REVISION	W.K. CHIU	20/9/00
A	GENERAL REVISION	W.K. CHIU	16/12/99
REF.	REVISION	APPROVED	DATE

FITTING DETAILS FOR GATE VALVES
NOT EXCEEDING DN300



水務署
Water Supplies Department

APPROVED	G.C. LEE AD/NW	DRAWING NO. WSD 1.18C	CSWP
DATE	9/6/92		
SCALE	N.T.S.		