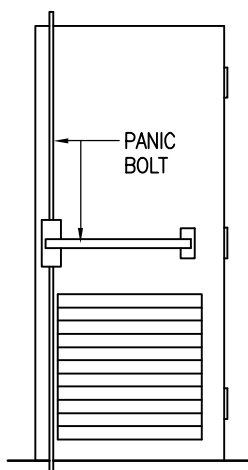
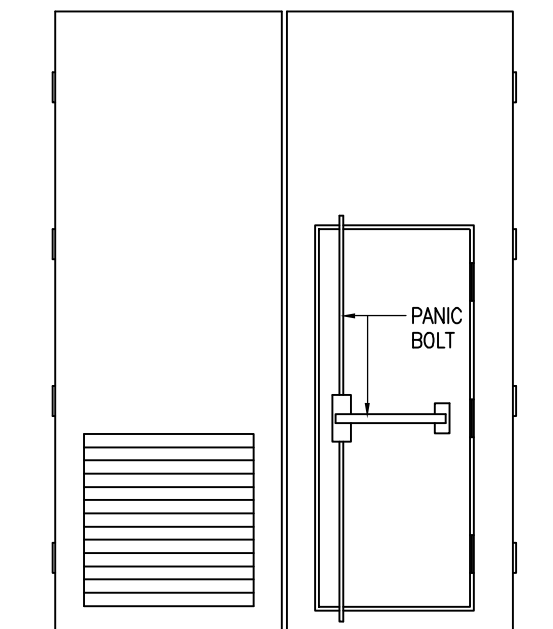


PANIC BOLT FOR  
SINGLE-LEAF DOOR

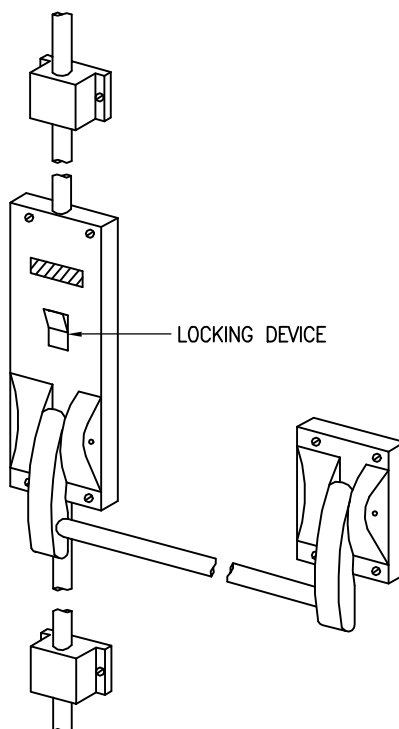


PANIC BOLT FOR  
SINGLE-LEAF DOOR  
WITH LOUVRE

(LOOKING FROM INSIDE OF TRANSFORMER ROOM)



PANIC BOLT FOR WICKET OF  
DOUBLE-LEAF DOOR



ENLARGED VIEW OF PANIC BOLT

Cad Ref. : WSD023101-B.dwg

B	RE-FORMATTED TO CSWP	W.K. CHIU	18/7/03
A	GENERAL REVISION	W.K. CHIU	10/10/00
REF.	REVISION	APPROVED	DATE

TYPICAL ARRANGEMENT OF PANIC BOLT  
FOR TRANSFORMER ROOM DOORS  
(CLP REQUIREMENTS)



水務署  
Water Supplies Department

APPROVED	G.C. LEE AD/NW	DRAWING NO.	CSWP
DATE	9/6/92	WSD 2.31B	
SCALE	NOT APPLICABLE		