








Common Rectification Works for Enhancing Water Safety


Under normal circumstance, the rectification works recommended under the risk assessment for controlling water safety risks are of limited scale, which generally include addition of meshes to overflowing pipes, replacement of tank covers, installation of backflow prevention devices (non-return valves), etc. The cap of the relevant subsidy under WSPSS should generally be able to subsidise wholly these types of rectification works. To facilitate the public's understanding of the scope of rectification works under WSPSS, we summarise the following common works items for reference.

Common Rectification Works

Relevant Part of the Plumbing System	Item	Reference Photo
Water pipework	Add labels or markings for identification of potable and non-potable water pipes	

Relevant Part of the Plumbing System	Item	Reference Photo
Water storage tanks	Add fine, gnaw-proof insect-proof mesh at tank vents, overflow pipes and warning pipes	 <p>The first photograph shows an outdoor concrete water tank with a curved vent pipe. A red arrow points to the open end of the pipe where a mesh cover is being installed. The second photograph shows an indoor view of a white water tank with two blue valves. A red arrow points to a vent pipe opening on the tank's surface, and another red arrow points to a lower pipe connection. Labels on the tank indicate 'POTABLE WATER TANK CAPACITY 2670 LITRES Tower 1'.</p>
Water storage tanks	Replace the water tank cover with a suitable close fittings lockable double sealed cover	 <p>The photograph shows a concrete water tank with a rectangular opening. A red arrow points to a large, light-colored metal cover being placed over the opening. A timestamp '09/03/2021 15:05' is visible in the bottom right corner of the photo.</p>

Relevant Part of the Plumbing System	Item	Reference Photo
Water storage tanks	Properly plug the drain-off pipe to prevent unauthorized operation of the control valve at drain-off pipe	 <p>A photograph of a utility room showing a drain-off pipe with a control valve. The pipe is connected to a wall and has a valve handle. There are potted plants in the foreground.</p>
Water storage tanks	Replace with floats made of copper alloy or stainless steel	 <p>A close-up photograph of a float valve mechanism. A white spherical float is connected to a metal rod and a valve handle.</p>
Non-return devices	Replace the defective non-return device	 <p>A photograph of a defective non-return device (check valve) installed on a pipe. The device is heavily corroded and appears to be leaking.</p>
Non-return devices	Replace the stopcock before the water meter with loose jumper stopcock	 <p>A photograph of a water meter installation. A red arrow points to a loose jumper stopcock installed before the water meter.</p>

Relevant Part of the Plumbing System	Item	Reference Photo
Cross-connection between potable and non-potable water supplies	Rectify the cross-connection	

The rectification works mentioned above must be carried out complying with the relevant legislations. The applicant should avoid receipt of double benefit for carrying out the rectification works. If subsidies have already been granted to the applicant on the same rectification works from other schemes, for example "Common Area Repair Works Subsidy", etc., subsidy for the same works will not be released under WSPSS.